





# Universal Seat Belt Bracket Installation Instructions




## CONTENTS OF KIT



1. Drill 1/2" hole through each rear strut (in vehicles such as Club Car Precedent) or seat bracket (in vehicle such as Club Car DS). The proper location of the hole will depend on the type of vehicle you have.

2. Attach Seat Bracket where holes were drilled using hardware provided in kit. You can attach the Seat Bracket facing either front or rear of the vehicle.



3. Install seat belts through holes at each end of Madjax Seat Belt Bracket. Seat Belt Bracket can accommodate up to 4 seat belts.